

SUMMARY OF APPROPRIATIONS, ALLOTMENTS, OBLIGATIONS AND BALANCES BY OBJECT OF EXPENDITURES
As of the Quarter Ending December 31, 2018

Department: State Universities and Colleges (SUCs)

Agency: Don Honorio Ventura Technological State University

Operating Unit: N/A

Organization Code (UACS): 080310000000

Fund Cluster: 01 - Regular Agency Fund

Authorization: 01 - Current Year Appropriations


Report Status: PENDING

Particulars	UACS CODE	Appropriation			Allotments					Current Year Obligations					Current Year Disbursements					Balances			
		Authorized Appropriation	Adjustments (Transfer (To)/From, Realignment)	Adjusted Appropriations	Allotments Received	Adjustments (Withdrawal, Realignment)	Transfer To	Transfer From	Adjusted Total Allotments	1st Quarter Ending March 31	2nd Quarter Ending June 30	3rd Quarter Ending Sept. 30	4th Quarter Ending Dec. 31	Total	1st Quarter Ending March 31	2nd Quarter Ending June 30	3rd Quarter Ending Sept. 30	4th Quarter Ending Dec. 31	Total	Unreleased Appropriations	Unobligated Allotment	Unpaid Obligations (15-20) + (23+24)	
1	2	3	4	5(3+4)	6	7	8	9	10(8+17)+9	11	12	13	14	15(11+12+13+14)	16	17	18	19	20(16+17+18+19)	21(8-10)	22(10-16)	23	24
I. Agency Specific Budget																							
Specific Budgets of National Government Agencies	01101101	366,301,000.00	22,042,713.79	388,343,713.79	359,852,715.00	22,042,713.79				378,895,426.79	77,014,939.85	126,863,858.45	96,834,684.34	74,113,250.79	378,846,833.43	61,036,224.08	77,601,362.23	96,470,653.83	149,257,222.59	378,365,402.53	9,448,285.00	2,048,495.36	481,470.90
Personnel Services		195,900,000.00	34,942,713.79	230,842,713.79	186,451,715.00	34,942,713.79				221,394,426.79	45,101,049.26	53,217,371.48	84,802,986.38	58,197,979.89	221,319,386.98	45,005,166.51	53,313,251.23	51,894,211.88	71,106,754.38	221,319,386.98	9,448,285.00	2,048,495.36	481,470.90
Salaries and Wages	5010100000	135,598,000.00	31,009,853.23	166,607,853.23	135,598,000.00	31,009,853.23				166,607,853.23	39,711,608.11	37,866,618.10	48,500,859.16	40,500,007.27	166,559,092.70	39,616,273.81	37,761,952.46	48,557,084.96	40,623,781.77	166,559,092.70			
Salaries and Wages - Regular	5010101000	104,378,000.00	24,589,242.83	128,967,242.83	104,378,000.00	24,589,242.83				128,967,242.83	32,318,509.75	30,542,603.71	31,637,101.39	34,420,287.45	128,918,482.30	32,302,496.02	30,558,617.44	31,828,026.89	34,431,341.95	128,918,482.30			
Basic Salary - Civilian	5010101001	104,378,000.00	24,589,242.83	128,967,242.83	104,378,000.00	24,589,242.83				128,967,242.83	32,318,509.75	30,542,603.71	31,637,101.39	34,420,287.45	128,918,482.30	32,302,496.02	30,558,617.44	31,828,026.89	34,431,341.95	128,918,482.30			
Salaries and Wages - Casual/Contractual	5010102000	31,220,000.00	6,420,610.40	37,640,610.40	31,220,000.00	6,420,610.40				37,640,610.40	7,393,088.36	7,124,014.46	16,953,757.77	6,169,739.82	37,640,610.40	7,313,777.79	7,203,335.02	16,931,057.77	6,192,439.82	37,640,610.40			
Salaries and Wages - Casual/Contractual	5010102000	31,220,000.00	6,420,610.40	37,640,610.40	31,220,000.00	6,420,610.40				37,640,610.40	7,393,088.36	7,124,014.46	16,953,757.77	6,169,739.82	37,640,610.40	7,313,777.79	7,203,335.02	16,931,057.77	6,192,439.82	37,640,610.40			
Other Compensation	5010200000	32,947,000.00	17,481,010.00	50,428,010.00	32,947,000.00	17,481,010.00				50,428,010.00	4,068,204.86	13,253,031.95	15,528,158.14	16,953,615.05	50,403,010.00	4,667,859.41	13,253,577.40	2,853,158.14	29,828,615.05	50,403,010.00			
Personal Economic Relief Allowance (PERA)	5010201000	6,336,000.00	2,130,818.13	8,466,818.13	6,336,000.00	2,130,818.13				8,466,818.13	2,133,181.82	1,982,636.27	2,143,618.13	2,227,181.91	8,466,818.13	2,132,636.37	1,993,181.72	2,143,618.13	2,227,181.91	8,466,818.13			
PERA - Civilian	5010201001	6,336,000.00	2,130,818.13	8,466,818.13	6,336,000.00	2,130,818.13				8,466,818.13	2,133,181.82	1,982,636.27	2,143,618.13	2,227,181.91	8,466,818.13	2,132,636.37	1,993,181.72	2,143,618.13	2,227,181.91	8,466,818.13			
Representation Allowance (RA)	5010202000	342,000.00	102,000.00	444,000.00	342,000.00	102,000.00				444,000.00	108,000.00	108,000.00	117,000.00	111,000.00	444,000.00	108,000.00	108,000.00	117,000.00	111,000.00	444,000.00			
Representation Allowance (RA)	5010202000	342,000.00	102,000.00	444,000.00	342,000.00	102,000.00				444,000.00	108,000.00	108,000.00	117,000.00	111,000.00	444,000.00	108,000.00	108,000.00	117,000.00	111,000.00	444,000.00			
Transportation Allowance (TA)	5010203000	342,000.00	121,000.00	463,000.00	342,000.00	121,000.00				463,000.00	81,000.00	117,000.00	135,000.00	130,000.00	463,000.00	81,000.00	117,000.00	135,000.00	130,000.00	463,000.00			
Transportation Allowance (TA)	5010203001	342,000.00	121,000.00	463,000.00	342,000.00	121,000.00				463,000.00	81,000.00	117,000.00	135,000.00	130,000.00	463,000.00	81,000.00	117,000.00	135,000.00	130,000.00	463,000.00			
Clothing/Uniform Allowance	5010204000	1,320,000.00	810,000.00	2,130,000.00	1,320,000.00	810,000.00				2,130,000.00	2,130,000.00				2,130,000.00	2,130,000.00				2,130,000.00			
Clothing/Uniform Allowance - Civilian	5010204001	1,320,000.00	810,000.00	2,130,000.00	1,320,000.00	810,000.00				2,130,000.00	2,130,000.00				2,130,000.00	2,130,000.00				2,130,000.00			
Subsistence Allowance (SA)	5010205000	108,000.00	(25,134.50)	80,865.50	108,000.00	(25,134.50)				80,865.50	14,775.00	12,425.00	27,765.50	25,900.00	80,865.50	14,775.00	12,425.00	27,765.50	25,900.00	80,865.50			
Subsistence Allowance - Magna Carta for Public Health Workers under R.A. 7305	5010205003	108,000.00	(25,134.50)	80,865.50	108,000.00	(25,134.50)				80,865.50	14,775.00	12,425.00	27,765.50	25,900.00	80,865.50	14,775.00	12,425.00	27,765.50	25,900.00	80,865.50			
Laundry Allowance (LA)	5010208000	15,000.00	(3,978.25)	11,023.75	15,000.00	(3,978.25)				11,023.75	2,014.79	1,694.33	3,782.80	3,531.83	11,023.75	2,014.79	1,694.33	3,782.80	3,531.83	11,023.75			
Laundry Allowance - Magna Carta Benefits for Public Health Workers under R.A. 7305	5010208004	15,000.00	(3,978.25)	11,023.75	15,000.00	(3,978.25)				11,023.75	2,014.79	1,694.33	3,782.80	3,531.83	11,023.75	2,014.79	1,694.33	3,782.80	3,531.83	11,023.75			
Honoraria	5010210000	3,828,000.00	(3,405,801.24)	422,198.76	3,828,000.00	(3,405,801.24)				422,198.76	116,715.10	196,018.93	57,466.73	52,000.00	422,198.76	116,715.10	196,018.93	57,466.73	52,000.00	422,198.76			
Honoraria - Civilian	5010210001	3,828,000.00	(3,405,801.24)	422,198.76	3,828,000.00	(3,405,801.24)				422,198.76	116,715.10	196,018.93	57,466.73	52,000.00	422,198.76	116,715.10	196,018.93	57,466.73	52,000.00	422,198.76			
Hazard Pay (HP)	5010211000	624,000.00	(133,881.94)	490,118.06	624,000.00	(133,881.94)				490,118.06	82,518.15	77,741.42	168,324.98	161,533.51	490,118.06	82,518.15	77,741.42	168,324.98	161,533.51	490,118.06			
HP - Magna Carta Benefits for Public Health Workers under R.A. 7305	5010211005	624,000.00	(133,881.94)	490,118.06	624,000.00	(133,881.94)				490,118.06	82,518.15	77,741.42	168,324.98	161,533.51	490,118.06	82,518.15	77,741.42	168,324.98	161,533.51	490,118.06			
Year End Bonus	5010214000	8,697,000.00	1,967,467.80	10,664,467.80	8,697,000.00	1,967,467.80				10,664,467.80					10,664,467.80					10,664,467.80			
Bonus - Civilian	5010214001	8,697,000.00	1,967,467.80	10,664,467.80	8,697,000.00	1,967,467.80				10,664,467.80					10,664,467.80					10,664,467.80			
Cash Gift	5010215000	1,320,000.00	463,500.00	1,783,500.00	1,320,000.00	463,500.00				1,783,500.00					1,783,500.00					1,783,500.00			
Cash Gift - Civilian	5010215001	1,320,000.00	463,500.00	1,783,500.00	1,320,000.00	463,500.00				1,783,500.00					1,783,500.00					1,783,500.00			
Other Bonuses and Allowances	5010299000	10,017,000.00	15,455,018.00	25,472,018.00	10,017,000.00	15,455,018.00				25,472,018.00					25,472,018.00					25,472,018.00			
Collective Negotiation Agreement Incentive - Civilian	5010299011		12,900,000.00	12,900,000.00		12,900,000.00				12,900,000.00					12,900,000.00					12,900,000.00			
Productivity Enhancement Incentive - Civilian	5010299012	1,320,000.00	474,500.00	1,794,500.00	1,320,000.00	474,500.00				1,794,500.00					1,794,500.00					1,794,500.00			
Mid-Year Bonus - Civilian	5010299036	8,697,000.00	2,080,518.00	10,777,518.00	8,697,000.00	2,080,518.00				10,777,518.00					10,777,518.00					10,777,518.00			
Personnel Benefit Contributions	5010300000	1,642,000.00	895,411.43	2,537,411.43	1,642,000.00	895,411.43				2,537,411.43					2,537,411.43					2,537,411.43			
Pag-IBIG Contributions	5010302000	318,000.00	153,200.00	469,200.00	318,000.00	153,200.00				469,200.00	128,300.00	112,300.00	112,100.00	116,200.00	468,900.00	128,300.00	112,300.00	112,100.00	116,200.00	468,900.00			
Pag-IBIG - Civilian	5010302001	318,000.00	153,200.00	469,200.00	318,000.00	153,200.00				469,200.00	128,300.00	112,300.00	112,100.00	116,200.00	468,900.00	128,300.00	112,300.00	112,100.00	116,200.00	468,900.00			
PhilHealth Contributions	5010303000	1,010,000.00	631,065.09	1,641,065.09	1,010,000.00	631,065.09				1,641,065.09	429,687.02	362,917.73	390,122.95</										

Particulars	UACS CODE	Appropriation			Allotments					Current Year Obligations					Current Year Disbursements					Balances				
		Authorized Appropriation	Adjustments (To)/From, Realignment	Adjusted Appropriations	Allotments Received	Adjustments (Withdrawal, Realignment)	Transfer To	Transfer From	Adjusted Total Allotments	1st Quarter Ending March 31	2nd Quarter Ending June 30	3rd Quarter Ending Sept. 30	4th Quarter Ending Dec. 31	Total	1st Quarter Ending March 31	2nd Quarter Ending June 30	3rd Quarter Ending Sept. 30	4th Quarter Ending Dec. 31	Total	Unreleased Appropriations	Unobligated Allotment	Unpaid Obligations (15-20) = (23+24)		
																						Due and Demandable	Not Yet Due and Demandable	
1	2	3	4	5=(2+4)	6	7	8	9	10=(8+7+9)	11	12	13	14	15=(11+12+13+14)	16	17	18	19	20=(16+17+18+19)	21=(6-10)	22=(10-16)	23	24	
Other General Services	5021209000	3,273,000.00	1,476,329.21	4,749,329.21	3,273,000.00	1,476,329.21			4,749,329.21	1,125,606.44	1,303,072.54	1,252,689.81	1,064,843.99	4,746,212.78	1,125,606.44	1,303,072.54	1,248,689.81	1,068,843.99	4,746,212.78					
Other General Services	5021299099	3,273,000.00	1,476,329.21	4,749,329.21	3,273,000.00	1,476,329.21			4,749,329.21	1,125,606.44	1,303,072.54	1,252,689.81	1,064,843.99	4,746,212.78	1,125,606.44	1,303,072.54	1,248,689.81	1,068,843.99	4,746,212.78			3,116.43		
Repairs and Maintenance	5021300000	4,444,000.00	(480,006.00)	3,963,994.00	4,444,000.00	(480,006.00)			3,963,994.00	390,085.18	597,843.54	1,886,263.38	1,129,821.92	3,963,994.00	328,970.18	684,938.54	1,915,908.36	1,135,088.92	3,963,994.00			3,116.43		
Repairs and Maintenance - Infrastructure Assets	5021303000		118,180.00	118,180.00		118,180.00			118,180.00	118,180.00				118,180.00					118,180.00					
Other Infrastructure Assets	5021303099		118,180.00	118,180.00		118,180.00			118,180.00	118,180.00				118,180.00					118,180.00					
Repairs and Maintenance - Buildings and Other Structures	5021304000		2,995,781.00	2,995,781.00		2,995,781.00			2,995,781.00	35,280.00	504,553.00	1,500,892.50	955,055.80	2,995,781.00	35,280.00	504,553.00	1,500,892.50	955,055.80	2,995,781.00					
Buildings	5021304001		2,995,781.00	2,995,781.00		2,995,781.00			2,995,781.00	35,280.00	504,553.00	1,500,892.50	955,055.80	2,995,781.00	35,280.00	504,553.00	1,500,892.50	955,055.80	2,995,781.00					
Repairs and Maintenance - Machinery and Equipment	5021305000		462,587.28	462,587.28		462,587.28			462,587.28	98,085.00	83,600.00	158,542.96	122,349.32	462,587.28	78,600.00	70,695.00	192,942.96	122,349.32	462,587.28					
Other Machinery and Equipment	5021305099		462,587.28	462,587.28		462,587.28			462,587.28	98,085.00	83,600.00	158,542.96	122,349.32	462,587.28	78,600.00	70,695.00	192,942.96	122,349.32	462,587.28					
Repairs and Maintenance - Transportation Equipment	5021306000		387,445.72	387,445.72		387,445.72			387,445.72	98,510.18	9,690.54	228,827.90	52,417.10	387,445.72	98,510.18	9,690.54	221,690.90	57,684.10	387,445.72					
Motor Vehicles	5021306001		387,445.72	387,445.72		387,445.72			387,445.72	98,510.18	9,690.54	228,827.90	52,417.10	387,445.72	98,510.18	9,690.54	221,690.90	57,684.10	387,445.72					
Repairs and Maintenance - Other Property, Plant and Equipment	5021399000	4,444,000.00	(4,444,000.00)		4,444,000.00	(4,444,000.00)																		
Other Property, Plant and Equipment	5021399099	4,444,000.00	(4,444,000.00)		4,444,000.00	(4,444,000.00)																		
Taxes, Insurance Premiums and Other Fees	5021500000	383,000.00	57,050.72	440,050.72	383,000.00	57,050.72			440,050.72	63,580.65	67,032.60	210,810.41	98,627.06	440,050.72	63,580.65	67,032.60	210,810.41	98,627.06	440,050.72					
Taxes, Duties and Licenses	5021501000	383,000.00	(247,657.64)	135,342.36	383,000.00	(247,657.64)			135,342.36	34,133.12	2,769.06	10,417.18	88,023.00	135,342.36	34,133.12	2,769.06	10,417.18	88,023.00	135,342.36					
Taxes, Duties and Licenses	5021501001	383,000.00	(247,657.64)	135,342.36	383,000.00	(247,657.64)			135,342.36	34,133.12	2,769.06	10,417.18	88,023.00	135,342.36	34,133.12	2,769.06	10,417.18	88,023.00	135,342.36					
Fidelity Bond Premiums	5021502000		198,434.59	198,434.59		198,434.59			198,434.59	14,684.59				198,434.59	14,684.59				198,434.59					
Fidelity Bond Premiums	5021502000		198,434.59	198,434.59		198,434.59			198,434.59	14,684.59				198,434.59	14,684.59				198,434.59					
Insurance Expenses	5021503000		106,273.77	106,273.77		106,273.77			106,273.77	14,762.94	64,263.54	24,518.23	2,729.06	106,273.77	14,762.94	64,263.54	24,518.23	2,729.06	106,273.77					
Insurance Expenses	5021503000		106,273.77	106,273.77		106,273.77			106,273.77	14,762.94	64,263.54	24,518.23	2,729.06	106,273.77	14,762.94	64,263.54	24,518.23	2,729.06	106,273.77					
Labor and Wages	5021600000		168,600.00	168,600.00		168,600.00			168,600.00	92,955.00	34,500.00	8,360.00	32,765.00	168,600.00	82,225.00	45,230.00	8,360.00	32,765.00	168,600.00					
Labor and Wages	5021601000		168,600.00	168,600.00		168,600.00			168,600.00	92,955.00	34,500.00	8,360.00	32,765.00	168,600.00	82,225.00	45,230.00	8,360.00	32,765.00	168,600.00					
Labor and Wages	5021601000		168,600.00	168,600.00		168,600.00			168,600.00	92,955.00	34,500.00	8,360.00	32,765.00	168,600.00	82,225.00	45,230.00	8,360.00	32,765.00	168,600.00					
Other Maintenance and Operating Expenses	5029000000	774,000.00	378,434.00	1,152,434.00	774,000.00	378,434.00			1,152,434.00	55,396.00	61,599.00	75,233.00	948,458.00	1,140,616.00	48,758.00	88,167.00	75,233.00	948,458.00	1,140,616.00			11,618.00		
Advertising Expenses	5029601000	80,000.00	(68,800.00)	11,200.00	80,000.00	(68,800.00)			11,200.00					11,200.00					11,200.00					
Advertising Expenses	5029601000	80,000.00	(68,800.00)	11,200.00	80,000.00	(68,800.00)			11,200.00					11,200.00					11,200.00					
Printing and Publication Expenses	5029602000	103,000.00	(103,000.00)		103,000.00	(103,000.00)																		
Printing and Publication Expenses	5029602000	103,000.00	(103,000.00)		103,000.00	(103,000.00)																		
Representation Expenses	5029603000		738,250.00	738,250.00		738,250.00			738,250.00					738,250.00					738,250.00					
Representation Expenses	5029603000		738,250.00	738,250.00		738,250.00			738,250.00					738,250.00					738,250.00					
Membership Dues and Contributions to Organizations	5029608000	373,000.00	(101,095.00)	271,905.00	373,000.00	(101,095.00)			271,905.00	32,800.00	32,000.00	48,105.00	159,000.00	271,905.00	32,800.00	32,000.00	48,105.00	159,000.00	271,905.00					
Membership Dues and Contributions to Organizations	5029608000	373,000.00	(101,095.00)	271,905.00	373,000.00	(101,095.00)			271,905.00	32,800.00	32,000.00	48,105.00	159,000.00	271,905.00	32,800.00	32,000.00	48,105.00	159,000.00	271,905.00					
Subscription Expenses	5029607000	218,000.00	(87,921.00)	130,079.00	218,000.00	(87,921.00)			130,079.00	22,556.00	6,819.00	26,128.00	62,758.00	118,261.00	15,958.00	13,417.00	26,128.00	62,758.00	118,261.00					
Other Subscription Expenses	5029607099	218,000.00	(87,921.00)	130,079.00	218,000.00	(87,921.00)			130,079.00	22,556.00	6,819.00	26,128.00	62,758.00	118,261.00	15,958.00	13,417.00	26,128.00	62,758.00	118,261.00					
Donations	5029608000		1,000.00	1,000.00		1,000.00			1,000.00					1,000.00					1,000.00					
Donations	5029608000		1,000.00	1,000.00		1,000.00			1,000.00					1,000.00					1,000.00					
Capital Outlays		113,094,000.00		113,094,000.00	113,094,000.00				113,094,000.00					113,094,000.00					113,094,000.00					
Property, Plant and Equipment Outlay	5060400000	113,094,000.00		113,094,000.00	113,094,000.00				113,094,000.00	25,188,014.48	65,956,107.11	18,422,063.80	1,801,337.84	111,147,523.03	14,724,877.01	32,397,531.47	63,634,758.65	110,757,167.13	1,946,476.97	390,355.90				
Buildings and Other Structures	5060404000	113,094,000.00		113,094,000.00	113,094,000.00				113,094,000.00	25,188,014.48	65,956,107.11	18,422,063.80	1,801,337.84	111,147,523.03	14,724,877.01	32,397,531.47	63,634,758.65	110,757,167.13	1,946,476.97	390,355.90				
Buildings	5060404001	19,000,000.00		19,000,000.00	19,000,000.00				19,000,000.00	19,000,000.00				19,000,000.00					19,000,000.00					
School Buildings	5060404002	77,900,000.00		77,900,000.00	77,900,000.00				77,900,000.00	25,188,014.48	50,452,145.11			18,422,063.80					577,936.40					
Other Structures	5060404099	16,194,000.00		16,194,000.00	16,194,000.00				16,194,000.00		15,603,962.00			1,486,160.51	77,106,320.10				793,679.90	390,355.90				
II. Automatic Appropriations																								
Retirement and Life Insurance Premiums	01104102	12,525,000.00	3,290,785.00	15,815,785.00	12,525,000.00	3,290,78																		

Particulars	UACS CODE	Appropriation			Allotments					Current Year Obligations					Current Year Disbursements					Balances			
		Authorized Appropriation	Adjustments (Transfer To/From, Realignment)	Adjusted Appropriations	Allotments Received	Adjustments (Withdrawal, Realignment)	Transfer To	Transfer From	Adjusted Total Allotments	1st Quarter Ending March 31	2nd Quarter Ending June 30	3rd Quarter Ending Sept. 30	4th Quarter Ending Dec. 31	Total	1st Quarter Ending March 31	2nd Quarter Ending June 30	3rd Quarter Ending Sept. 30	4th Quarter Ending Dec. 31	Total	Unreleased Appropriations	Unobligated Allotment	Unpaid Obligations (15-20) = (23+24)	
																						Due and Demandable	Not Yet Due and Demandable
Other Bonuses and Allowances	5010299000		5,153,847.00	5,153,847.00		5,153,847.00		5,153,847.00					5,150,368.92	5,150,368.92				5,150,368.92	21=(8-10)	22=(10-15)	23	24	
Performance Based Bonus - Civilian	5010299014		5,153,847.00	5,153,847.00		5,153,847.00		5,153,847.00					5,150,368.92	5,150,368.92				5,150,368.92					
Pension and Gratuity Fund	01101407		2,927,578.21	2,927,578.21		2,927,578.21		2,927,578.21	1,161,479.53	296,987.71	1,153,121.93		315,982.08	2,927,571.25	1,161,479.53	296,987.71	1,153,121.93	315,982.08	2,927,571.25				
Personnel Services			2,927,578.21	2,927,578.21		2,927,578.21		2,927,578.21	1,161,479.53	296,987.71	1,153,121.93		315,982.08	2,927,571.25	1,161,479.53	296,987.71	1,153,121.93	315,982.08	2,927,571.25				
Other Personnel Benefits	5010400000		2,927,578.21	2,927,578.21		2,927,578.21		2,927,578.21	1,161,479.53	296,987.71	1,153,121.93		315,982.08	2,927,571.25	1,161,479.53	296,987.71	1,153,121.93	315,982.08	2,927,571.25				
Terminal Leave Benefits	5010403000		446,502.00	446,502.00		446,502.00		446,502.00	31,101.05				415,398.74	446,499.79	31,101.05			415,398.74	446,499.79				
Terminal Leave Benefits - Civilian	5010403001		446,502.00	446,502.00		446,502.00		446,502.00	31,101.05				415,398.74	446,499.79	31,101.05			415,398.74	446,499.79				
Other Personnel Benefits	5010499000		2,481,076.21	2,481,076.21		2,481,076.21		2,481,076.21	1,130,378.48	296,987.71	737,723.19		315,982.08	2,481,071.46	1,130,378.48	296,987.71	737,723.19	315,982.08	2,481,071.46				
Other Personnel Benefits	5010499009		2,481,076.21	2,481,076.21		2,481,076.21		2,481,076.21	1,130,378.48	296,987.71	737,723.19		315,982.08	2,481,071.46	1,130,378.48	296,987.71	737,723.19	315,982.08	2,481,071.46				
GRAND TOTAL																							
Grand Total		378,826,000.00	33,414,724.00	412,240,724.00	368,377,715.00	33,414,724.00		402,792,439.00	62,336,623.34	132,955,010.94	101,787,989.03	83,643,208.10	400,722,869.41	56,357,907.57	61,672,914.72	103,423,756.32	158,787,237.90	400,241,416.51	9,448,265.00	2,089,549.59	481,470.90		


Certified Correct:


 Agency Budget Officer
 Date: 14/Jan/2019


Certified Correct:


 Agency Chief Accountant
 Date:

Recommended By:


 Director, FMS
 Date:

Approved By:


 Head of Agency or Authorized Representative
 Date: