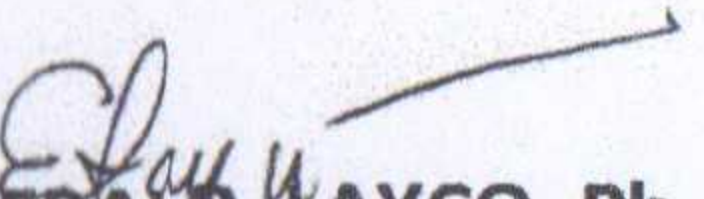
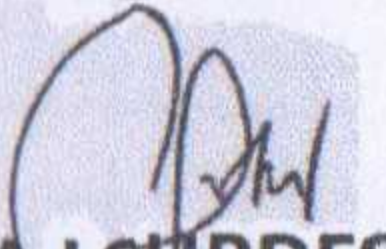


III. Extension Program				
Outcome 1 Number of Active Partnership with LGUs industries, NGOs, NGAs, SMEs and other stakeholders as a result of extension activities	Extension and Training Services	18	19	Accomplished
Output 1 Number of trainee weighted by the length of training	Extension and Training Services	1 300	1 987	Accomplished
Output 2 Number of Extension Programs organized and supported, and in consistent with the SUC's mandated and priority programs	Extension and Training Services	19	20	Accomplished
Output 3 Percentage of the beneficiaries who rated the training course/s and advisory services as satisfactory or higher in terms of its quality and relevance	Extension and Training Services	80.00%	85.67%	Accomplished

Prepared by:

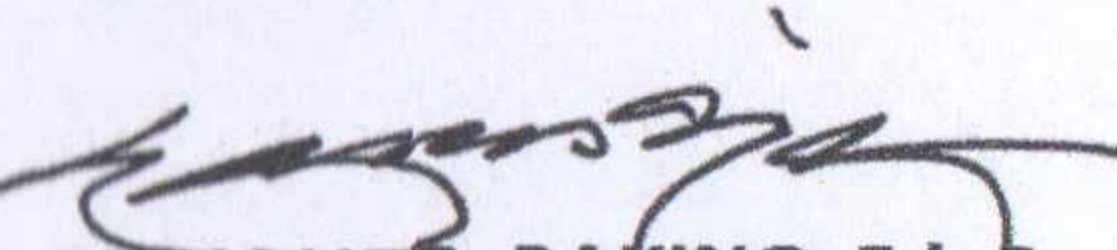

EDDIEBAL P. LAYCO, Ph. D.
 Planning Officer

 Date


MARIA LOURDES Y. VALDES
 Budget Officer

 Date

Approved by:


ENRIQUE G. BAKING, Ed. D.
 SUC President III

 Date

Reviewed and Endorsed for Approval:


ROHEL S. SERRANO, RCE
 Executive Vice President

**MODIFIED FORM A – 1 FOR STATE UNIVERITIES AND COLLEGES
BUREAUS/OFFICE PERFORMANCE REPORT**

NAME OF SUC: DON HONORIO VENTURA STATE UNIVERSITY

PREXC Performance Indicator (1)	Responsible Bureaus / Delivery Units (2)	FY 2019 TARGET (3)	FY 2019 ACCOMPLISHMENT (4)	Remarks (5)
I. Higher Education Program				
Output 1 Percentage of students enrolled in mandated and/or priority programs	Higher Education Services (Colleges/Extension Campuses)	71.32%	82.30%	Accomplished
Output 2 Percentage of undergraduate program with accreditation	Higher Education Services (Colleges/Extension Campuses)	61.56%	94.00%	Accomplished
Outcome 1 Percentage of first – time licensure exam – takers who passed the licensure examination	Higher Education Services (Colleges/Extension Campuses)	48.00%	49.00%	Accomplished
Outcome 2 Percentage of graduates who are employed (2years prior)	Higher Education Services (Colleges/Extension Campuses)	61.79%	63.26%	Accomplished
II. Research Program				
Outcome 1 Number of research outputs in the last three years utilized by the industry and other beneficiaries	Research Services	1	3	Accomplished
Outcome 2 Number of research outputs completed within a year	Research Services	14	15	Accomplished
Outcome 3 Percentage of research outputs published in internationally refereed or CHED recognized journals within a year	Research Services	42.86%	54.55%	Accomplished