

**MODIFIED FORM A – FOR STATE UNIVERSITIES AND COLLEGES
BUREAUS/OFFICE PERFORMAMANCE REPORT**

NAME OF SUC: **DON HONORIO VENTURA STATE UNIVERSITY**

FY 2020 PREXC Performance Indicators (1)	FY 2020 TARGET (2)	FY 2020 ACTUAL ACCOMPLISHMENT (3)	ACCOMPLISHMENT RATE (4)	REMARKS (5)
I. Higher Education Program				
Output 1 Percentage of undergraduate student population enrolled in CHED-identified and RDC-identified priority programs	92.00%	94.26%	102.46%	Accomplished
Output 2 Percentage of undergraduate programs with accreditation	78.00%	94.44%	121.08%	Accomplished
Outcome 1 Percentage of first-time licensure exam-takers that pass the licensure exams	48.00%	62.75%	130.73%	Accomplished
Outcome 2 Percentage of graduates (2 years prior) that are employed	72.00%	72.14%	100.19%	Accomplished
II. Advance Higher Education Program				
Output 1 Percentage of accredited graduate programs	10%	40.00%	400%	Accomplished
Outcome 1 Pursuing advance research degree programs (Ph.D.)	5%	32.59%	651.8%	Accomplished

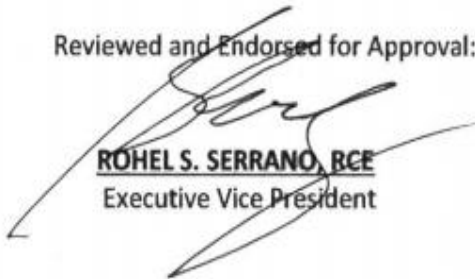
III. Research Program				
Output 1 Number of research outputs completed within the year	20	25	125%	Accomplished
Output 2 Percentage of research outputs published in internationally-refereed or CHED recognized journal within the year	45.00%	56.25%	125%	Accomplished
Outcome 1 Number of research outputs in the last three years utilized by the industry or by other beneficiaries	3	5	166.67%	Accomplished
IV. Extension Program				
Output 1 Number of trainees weighted by the length of training	1500	1572	104.8%	Accomplished
Output 2 Number of extension programs organized and supported consistent with the SUC's mandated and priority programs	21	21	100.00%	Accomplished
Output 3 Percentage of beneficiaries who rate the training course/s and advisory services as satisfactory or higher in terms	85.00%	88.30%	103.88%	Accomplished
Outcome 1 Number of active partnerships with LGUs, industries, NGOs, NGAs, SMEs, and other stakeholders as a result of extension activities	23	23	100.00%	Accomplished

Prepared by:


EDDIEBAL P. LAYCO, Ph. D.
Planning Officer


Date

Reviewed and Endorsed for Approval:


ROHEL S. SERRANO, BCE
Executive Vice President

Date

Approved by:


ENRIQUE G. BAKING, Ed. D.
SUC President III

Date

**MODIFIED FORM A – 1 FOR STATE UNIVERITIES AND COLLEGES
BUREAUS/OFFICE PERFORMANCE REPORT**

NAME OF SUC: DON HONORIO VENTURA STATE UNIVERSITY

PREXC Performance Indicator (1)	Responsible Bureaus / Delivery Units (2)	FY 2019 TARGET (3)	FY 2019 ACCOMPLISHMENT (4)	Remarks (5)
I. Higher Education Program				
Output 1 Percentage of undergraduate student population enrolled in CHED-identified and RDC-identified priority programs	Higher Education Services (Colleges/Extension Campuses)	92.00%	94.26%	Accomplished
Output 2 Percentage of undergraduate programs with accreditation	Higher Education Services (Colleges/Extension Campuses)	78.00%	94.44%	Accomplished
Outcome 1 Percentage of first-time licensure exam- takers that pass the licensure exams	Higher Education Services (Colleges/Extension Campuses)	48.00%	62.75%	Accomplished
Outcome 2 Percentage of graduates (2 years prior) that are employed	Higher Education Services (Colleges/Extension Campuses)	72.00%	72.14%	Accomplished
II. Advanced Higher Education				
Output 1 Percentage of accredited graduate programs	Advance Higher Education (Graduate School)	10%	40.00%	Accomplished
Outcome 1	Advance Higher Education (Graduate School)	5%	32.59%	Accomplished


Pursuing advance research degree programs (Ph.D.)				
III. Research Program				
Output 1 Number of research outputs completed within the year	Research Services	20	25	Accomplished
Output 2 Percentage of research outputs published in internationally-refereed or CHED recognized journal within the year	Research Services	45.00%	56.25%	Accomplished
Outcome 1 Number of research outputs in the last three years utilized by the industry or by other beneficiaries	Research Services	3	5	Accomplished
IV. Extension Program				
Output 1 Number of trainees weighted by the length of training	Extension and Training Services	1500	1572	Accomplished
Output 2 Number of extension programs organized and supported consistent with the SUC's mandated and priority programs	Extension and Training Services	21	21	Accomplished
Output 3 Percentage of beneficiaries who rate the training course/s and advisory services as satisfactory or higher in terms	Extension and Training Services	85.00%	88.30%	Accomplished
Outcome 1 Number of active partnerships with LGUs, industries, NGOs, NGAs, SMEs, and other stakeholders as a result of extension activities	Extension and Training Services	23	23	Accomplished

Prepared by:


EDDIEBAL P. LAYCO, Ph. D.
Planning Officer


Date

Reviewed and Endorsed for Approval:


ROHEL S. SERRANO, RCE
Executive Vice President

Date

Approved by:


ENRIQUE G. BAKING, Ed. D.
SUC President III

Date

