

SUMMARY OF APPROVED BUDGET, UTILIZATIONS, DISBURSEMENTS AND BALANCES BY OBJECT OF EXPENDITURES
(For Off-Budgetary Funds)
As at the Quarter Ending March 31, 2022

Department : State Universities and Colleges (SUCs)
 Agency/Entity : Don Honorio Ventura State University
 Operating Unit : < not applicable >
 Organization Code (UACS) : 08 031 0000000
 Fund Cluster : 05 Internally Generated Funds

(e.g. UACS Fund Cluster: 05-Internally Generated Funds and 06-Business Related Funds)

Particulars	UACS CODE	Approved Budget			Utilizations					Disbursements				Balances			
		Approved Budgeted Revenue	Adjustments (Reductions, Modifications/)	Adjusted Budgeted Revenue	1st Quarter Ending March 31	2nd Quarter Ending June 30	3rd Quarter Ending Sept. 30	4th Quarter Ending Dec. 31	Total	1st Quarter Ending March 31	2nd Quarter Ending June 30	3rd Quarter Ending Sept. 30	4th Quarter Ending Dec. 31	TOTAL	Unutilized Budget	Due and Demandable	Not Yet Due and Demandable
1	2	3	4	5=([3+(-)4])	6	7	8	9	10=(6+7+8+9)	11	12	13	14	15=(11+12+13+14)	16=(5-10)	17	18
SUMMARY																	
A. AGENCY SPECIFIC BUDGET																	
Personnel Services		93,722,620.00	0.00	93,722,620.00	11,349,111.33	0.00	0.00	0.00	11,349,111.33	11,291,699.13	0.00	0.00	0.00	11,291,699.13	82,373,508.67	0.00	57,412.20
Salaries and Wages	5010100000	50,045,000.00	0.00	50,045,000.00	8,601,837.50	0.00	0.00	0.00	8,601,837.50	8,544,425.30	0.00	0.00	0.00	8,544,425.30	41,443,162.50	0.00	57,412.20
Salaries and Wages - Regular	5010101000	17,545,000.00	0.00	17,545,000.00	2,007,845.73	0.00	0.00	0.00	2,007,845.73	1,950,433.53	0.00	0.00	0.00	1,950,433.53	15,537,154.27	0.00	57,412.20
Basic Salary - Civilian	5010101001	17,545,000.00	0.00	17,545,000.00	2,007,845.73	0.00	0.00	0.00	2,007,845.73	1,950,433.53	0.00	0.00	0.00	1,950,433.53	15,537,154.27	0.00	57,412.20
Salaries and Wages - Casual/Contractual	5010102000	32,500,000.00	0.00	32,500,000.00	6,593,991.77	0.00	0.00	0.00	6,593,991.77	6,593,991.77	0.00	0.00	0.00	6,593,991.77	25,906,008.23	0.00	0.00
Salaries and Wages - Casual/Contractual	5010102000	32,500,000.00	0.00	32,500,000.00	6,593,991.77	0.00	0.00	0.00	6,593,991.77	6,593,991.77	0.00	0.00	0.00	6,593,991.77	25,906,008.23	0.00	0.00
Other Compensation	5010200000	40,147,620.00	0.00	40,147,620.00	1,799,214.18	0.00	0.00	0.00	1,799,214.18	1,799,214.18	0.00	0.00	0.00	1,799,214.18	38,348,405.82	0.00	0.00
Representation Allowance (RA)	5010202000	2,000,000.00	0.00	2,000,000.00	252,000.00	0.00	0.00	0.00	252,000.00	252,000.00	0.00	0.00	0.00	252,000.00	1,748,000.00	0.00	0.00
Representation Allowance (RA)	5010202000	2,000,000.00	0.00	2,000,000.00	252,000.00	0.00	0.00	0.00	252,000.00	252,000.00	0.00	0.00	0.00	252,000.00	1,748,000.00	0.00	0.00
Transportation Allowance (TA)	5010203000	2,000,000.00	0.00	2,000,000.00	252,000.00	0.00	0.00	0.00	252,000.00	252,000.00	0.00	0.00	0.00	252,000.00	1,748,000.00	0.00	0.00
Transportation Allowance (TA)	5010203001	2,000,000.00	0.00	2,000,000.00	252,000.00	0.00	0.00	0.00	252,000.00	252,000.00	0.00	0.00	0.00	252,000.00	1,748,000.00	0.00	0.00
Honoraria	5010210000	28,147,620.00	0.00	28,147,620.00	282,086.16	0.00	0.00	0.00	282,086.16	282,086.16	0.00	0.00	0.00	282,086.16	27,865,533.84	0.00	0.00
Honoraria - Civilian	5010210001	28,147,620.00	0.00	28,147,620.00	282,086.16	0.00	0.00	0.00	282,086.16	282,086.16	0.00	0.00	0.00	282,086.16	27,865,533.84	0.00	0.00
Overtime and Night Pay	5010213000	8,000,000.00	0.00	8,000,000.00	1,013,128.02	0.00	0.00	0.00	1,013,128.02	1,013,128.02	0.00	0.00	0.00	1,013,128.02	6,986,871.98	0.00	0.00
Overtime Pay	5010213001	8,000,000.00	0.00	8,000,000.00	1,013,128.02	0.00	0.00	0.00	1,013,128.02	1,013,128.02	0.00	0.00	0.00	1,013,128.02	6,986,871.98	0.00	0.00
Personnel Benefit Contributions	5010300000	2,400,000.00	0.00	2,400,000.00	948,059.65	0.00	0.00	0.00	948,059.65	948,059.65	0.00	0.00	0.00	948,059.65	1,451,940.35	0.00	0.00
Retirement and Life Insurance Premiums	5010301000	1,800,000.00	0.00	1,800,000.00	770,262.60	0.00	0.00	0.00	770,262.60	770,262.60	0.00	0.00	0.00	770,262.60	1,029,737.40	0.00	0.00
Retirement and Life Insurance Premiums	5010301000	1,800,000.00	0.00	1,800,000.00	770,262.60	0.00	0.00	0.00	770,262.60	770,262.60	0.00	0.00	0.00	770,262.60	1,029,737.40	0.00	0.00
Pag-IBIG Contributions	5010302000	200,000.00	0.00	200,000.00	46,100.00	0.00	0.00	0.00	46,100.00	46,100.00	0.00	0.00	0.00	46,100.00	153,900.00	0.00	0.00
Pag-IBIG - Civilian	5010302001	200,000.00	0.00	200,000.00	46,100.00	0.00	0.00	0.00	46,100.00	46,100.00	0.00	0.00	0.00	46,100.00	153,900.00	0.00	0.00
PhilHealth Contributions	5010303000	200,000.00	0.00	200,000.00	85,497.05	0.00	0.00	0.00	85,497.05	85,497.05	0.00	0.00	0.00	85,497.05	114,502.95	0.00	0.00
PhilHealth - Civilian	5010303001	200,000.00	0.00	200,000.00	85,497.05	0.00	0.00	0.00	85,497.05	85,497.05	0.00	0.00	0.00	85,497.05	114,502.95	0.00	0.00
Employees Compensation Insurance Premiums (ECIP)	5010304000	200,000.00	0.00	200,000.00	46,200.00	0.00	0.00	0.00	46,200.00	46,200.00	0.00	0.00	0.00	46,200.00	153,800.00	0.00	0.00
ECIP - Civilian	5010304001	200,000.00	0.00	200,000.00	46,200.00	0.00	0.00	0.00	46,200.00	46,200.00	0.00	0.00	0.00	46,200.00	153,800.00	0.00	0.00

Department : State Universities and Colleges (SUCs)
 Agency/Entity : Don Honorio Ventura State University
 Operating Unit : < not applicable >
 Organization Code (UACS) : 08 031 0000000
 Fund Cluster : 05 Internally Generated Funds

(e.g. UACS Fund Cluster: 05-Internally Generated Funds and 06-Business Related Funds)

Particulars	UACS CODE	Approved Budget			Utilizations					Disbursements				Balances			
		Approved Budgeted Revenue	Adjustments (Reductions, Modifications/)	Adjusted Budgeted Revenue	1st Quarter Ending March 31	2nd Quarter Ending June 30	3rd Quarter Ending Sept. 30	4th Quarter Ending Dec. 31	Total	1st Quarter Ending March 31	2nd Quarter Ending June 30	3rd Quarter Ending Sept. 30	4th Quarter Ending Dec. 31	TOTAL	Unused Budget	Due and Demandable	Not Yet Due and Demandable
1	2	3	4	5=[(3+(-)4)]	6	7	8	9	10=(6+7+8+9)	11	12	13	14	15=(11+12+13+14)	16=(5-10)	17	18
SUMMARY																	
A. AGENCY SPECIFIC BUDGET																	
Other Personnel Benefits	5010400000	1,130,000.00	0.00	1,130,000.00	0.00	0.00	0.00	0.00	0.00	0.00	0.00	0.00	0.00	0.00	1,130,000.00	0.00	0.00
Retirement Gratuity	5010402000	100,000.00	0.00	100,000.00	0.00	0.00	0.00	0.00	0.00	0.00	0.00	0.00	0.00	0.00	100,000.00	0.00	0.00
Retirement Gratuity - Civilian	5010402001	100,000.00	0.00	100,000.00	0.00	0.00	0.00	0.00	0.00	0.00	0.00	0.00	0.00	0.00	100,000.00	0.00	0.00
Other Personnel Benefits	5010499000	1,030,000.00	0.00	1,030,000.00	0.00	0.00	0.00	0.00	0.00	0.00	0.00	0.00	0.00	0.00	1,030,000.00	0.00	0.00
Other Personnel Benefits	5010499099	1,030,000.00	0.00	1,030,000.00	0.00	0.00	0.00	0.00	0.00	0.00	0.00	0.00	0.00	0.00	1,030,000.00	0.00	0.00
Maintenance and Other Operating Expenses		277,828,580.00	0.00	277,828,580.00	23,067,585.15	0.00	0.00	0.00	23,067,585.15	19,428,719.73	0.00	0.00	0.00	19,428,719.73	254,760,994.85	0.00	3,638,865.42
Traveling Expenses	5020100000	1,000,000.00	0.00	1,000,000.00	14,250.00	0.00	0.00	0.00	14,250.00	14,250.00	0.00	0.00	0.00	14,250.00	985,750.00	0.00	0.00
Traveling Expenses - Local	5020101000	1,000,000.00	0.00	1,000,000.00	14,250.00	0.00	0.00	0.00	14,250.00	14,250.00	0.00	0.00	0.00	14,250.00	985,750.00	0.00	0.00
Traveling Expenses - Local	5020101000	1,000,000.00	0.00	1,000,000.00	14,250.00	0.00	0.00	0.00	14,250.00	14,250.00	0.00	0.00	0.00	14,250.00	985,750.00	0.00	0.00
Training and Scholarship Expenses	5020200000	7,000,000.00	0.00	7,000,000.00	110,162.00	0.00	0.00	0.00	110,162.00	110,162.00	0.00	0.00	0.00	110,162.00	6,889,838.00	0.00	0.00
Training Expenses	5020201000	1,000,000.00	0.00	1,000,000.00	108,000.00	0.00	0.00	0.00	108,000.00	108,000.00	0.00	0.00	0.00	108,000.00	892,000.00	0.00	0.00
Training Expenses	5020201002	1,000,000.00	0.00	1,000,000.00	108,000.00	0.00	0.00	0.00	108,000.00	108,000.00	0.00	0.00	0.00	108,000.00	892,000.00	0.00	0.00
Scholarship Grants/Expenses	5020202000	6,000,000.00	0.00	6,000,000.00	2,162.00	0.00	0.00	0.00	2,162.00	2,162.00	0.00	0.00	0.00	2,162.00	5,997,838.00	0.00	0.00
Scholarship Grants/Expenses	5020202000	6,000,000.00	0.00	6,000,000.00	2,162.00	0.00	0.00	0.00	2,162.00	2,162.00	0.00	0.00	0.00	2,162.00	5,997,838.00	0.00	0.00
Supplies and Materials Expenses	5020300000	72,028,580.00	0.00	72,028,580.00	3,163,375.28	0.00	0.00	0.00	3,163,375.28	821,792.00	0.00	0.00	0.00	821,792.00	68,865,204.72	0.00	2,341,583.28
Office Supplies Expenses	5020301000	5,000,000.00	0.00	5,000,000.00	0.00	0.00	0.00	0.00	0.00	0.00	0.00	0.00	0.00	0.00	5,000,000.00	0.00	0.00
Office Supplies Expenses	5020301002	5,000,000.00	0.00	5,000,000.00	0.00	0.00	0.00	0.00	0.00	0.00	0.00	0.00	0.00	0.00	5,000,000.00	0.00	0.00
Accountable Forms Expenses	5020302000	1,500,000.00	0.00	1,500,000.00	0.00	0.00	0.00	0.00	0.00	0.00	0.00	0.00	0.00	0.00	1,500,000.00	0.00	0.00
Accountable Forms Expenses	5020302000	1,500,000.00	0.00	1,500,000.00	0.00	0.00	0.00	0.00	0.00	0.00	0.00	0.00	0.00	0.00	1,500,000.00	0.00	0.00
Food Supplies Expenses	5020305000	9,000,000.00	0.00	9,000,000.00	799,792.00	0.00	0.00	0.00	799,792.00	799,792.00	0.00	0.00	0.00	799,792.00	8,200,208.00	0.00	0.00
Food Supplies Expenses	5020305000	9,000,000.00	0.00	9,000,000.00	799,792.00	0.00	0.00	0.00	799,792.00	799,792.00	0.00	0.00	0.00	799,792.00	8,200,208.00	0.00	0.00
Drugs and Medicines Expenses	5020307000	2,000,000.00	0.00	2,000,000.00	0.00	0.00	0.00	0.00	0.00	0.00	0.00	0.00	0.00	0.00	2,000,000.00	0.00	0.00
Drugs and Medicines Expenses	5020307000	2,000,000.00	0.00	2,000,000.00	0.00	0.00	0.00	0.00	0.00	0.00	0.00	0.00	0.00	0.00	2,000,000.00	0.00	0.00
Medical, Dental and Laboratory Supplies Expenses	5020308000	2,000,000.00	0.00	2,000,000.00	0.00	0.00	0.00	0.00	0.00	0.00	0.00	0.00	0.00	0.00	2,000,000.00	0.00	0.00
Medical, Dental and Laboratory Supplies Expenses	5020308000	2,000,000.00	0.00	2,000,000.00	0.00	0.00	0.00	0.00	0.00	0.00	0.00	0.00	0.00	0.00	2,000,000.00	0.00	0.00
Fuel, Oil and Lubricants Expenses	5020309000	2,000,000.00	0.00	2,000,000.00	0.00	0.00	0.00	0.00	0.00	0.00	0.00	0.00	0.00	0.00	2,000,000.00	0.00	0.00
Fuel, Oil and Lubricants Expenses	5020309000	2,000,000.00	0.00	2,000,000.00	0.00	0.00	0.00	0.00	0.00	0.00	0.00	0.00	0.00	0.00	2,000,000.00	0.00	0.00
Semi-Expendable Machinery and Equipment Expenses	5020321000	5,000,000.00	0.00	5,000,000.00	13,172.32	0.00	0.00	0.00	13,172.32	0.00	0.00	0.00	0.00	0.00	4,986,827.68	0.00	13,172.32
Semi-Expendable Machinery and Equipment Expenses	5020321000	5,000,000.00	0.00	5,000,000.00	13,172.32	0.00	0.00	0.00	13,172.32	0.00	0.00	0.00	0.00	0.00	4,986,827.68	0.00	13,172.32
Semi-Expendable Furniture, Fixtures and Books Expenses	5020322000	3,000,000.00	0.00	3,000,000.00	773,325.00	0.00	0.00	0.00	773,325.00	22,000.00	0.00	0.00	0.00	22,000.00	2,226,675.00	0.00	751,325.00

Department : State Universities and Colleges (SUCs)
 Agency/Entity : Don Honorio Ventura State University
 Operating Unit : < not applicable >
 Organization Code (UACS) : 08 031 0000000
 Fund Cluster : 05 Internally Generated Funds
 (e.g. UACS Fund Cluster: 05-Internally Generated Funds and 06-Business Related Funds)

Particulars	UACS CODE	Approved Budget			Utilizations					Disbursements				Balances			
		Approved Budgeted Revenue	Adjustments (Reductions, Modifications/)	Adjusted Budgeted Revenue	1st Quarter Ending March 31	2nd Quarter Ending June 30	3rd Quarter Ending Sept. 30	4th Quarter Ending Dec. 31	Total	1st Quarter Ending March 31	2nd Quarter Ending June 30	3rd Quarter Ending Sept. 30	4th Quarter Ending Dec. 31	TOTAL	Unused Budget	Due and Demandable	Not Yet Due and Demandable
1	2	3	4	5=[(3+(-)4)]	6	7	8	9	10=(6+7+8+9)	11	12	13	14	15=(11+12+13+14)	16=(5-10)	17	18
SUMMARY																	
A. AGENCY SPECIFIC BUDGET																	
Semi-Expendable Furniture, Fixtures and Books Expenses	5020322000	3,000,000.00	0.00	3,000,000.00	773,325.00	0.00	0.00	0.00	773,325.00	22,000.00	0.00	0.00	0.00	22,000.00	2,226,675.00	0.00	751,325.00
Other Supplies and Materials Expenses	5020399000	42,528,580.00	0.00	42,528,580.00	1,577,085.96	0.00	0.00	0.00	1,577,085.96	0.00	0.00	0.00	0.00	0.00	40,951,494.04	0.00	1,577,085.96
Other Supplies and Materials Expenses	5020399000	42,528,580.00	0.00	42,528,580.00	1,577,085.96	0.00	0.00	0.00	1,577,085.96	0.00	0.00	0.00	0.00	0.00	40,951,494.04	0.00	1,577,085.96
Utility Expenses	5020400000	13,000,000.00	0.00	13,000,000.00	119,919.42	0.00	0.00	0.00	119,919.42	119,919.42	0.00	0.00	0.00	119,919.42	12,880,080.58	0.00	0.00
Water Expenses	5020401000	5,000,000.00	0.00	5,000,000.00	6,053.04	0.00	0.00	0.00	6,053.04	6,053.04	0.00	0.00	0.00	6,053.04	4,993,946.96	0.00	0.00
Water Expenses	5020401000	5,000,000.00	0.00	5,000,000.00	6,053.04	0.00	0.00	0.00	6,053.04	6,053.04	0.00	0.00	0.00	6,053.04	4,993,946.96	0.00	0.00
Electricity Expenses	5020402000	8,000,000.00	0.00	8,000,000.00	113,866.38	0.00	0.00	0.00	113,866.38	113,866.38	0.00	0.00	0.00	113,866.38	7,886,133.62	0.00	0.00
Electricity Expenses	5020402000	8,000,000.00	0.00	8,000,000.00	113,866.38	0.00	0.00	0.00	113,866.38	113,866.38	0.00	0.00	0.00	113,866.38	7,886,133.62	0.00	0.00
Communication Expenses	5020500000	7,000,000.00	0.00	7,000,000.00	1,610,150.00	0.00	0.00	0.00	1,610,150.00	330,588.71	0.00	0.00	0.00	330,588.71	5,389,850.00	0.00	1,279,561.29
Telephone Expenses	5020502000	2,000,000.00	0.00	2,000,000.00	2,000.00	0.00	0.00	0.00	2,000.00	2,000.00	0.00	0.00	0.00	2,000.00	1,998,000.00	0.00	0.00
Landline	5020502002	2,000,000.00	0.00	2,000,000.00	2,000.00	0.00	0.00	0.00	2,000.00	2,000.00	0.00	0.00	0.00	2,000.00	1,998,000.00	0.00	0.00
Internet Subscription Expenses	5020503000	5,000,000.00	0.00	5,000,000.00	1,608,150.00	0.00	0.00	0.00	1,608,150.00	328,588.71	0.00	0.00	0.00	328,588.71	3,391,850.00	0.00	1,279,561.29
Internet Subscription Expenses	5020503000	5,000,000.00	0.00	5,000,000.00	1,608,150.00	0.00	0.00	0.00	1,608,150.00	328,588.71	0.00	0.00	0.00	328,588.71	3,391,850.00	0.00	1,279,561.29
Awards/Rewards and Prizes	5020600000	4,000,000.00	0.00	4,000,000.00	374,000.00	0.00	0.00	0.00	374,000.00	374,000.00	0.00	0.00	0.00	374,000.00	3,626,000.00	0.00	0.00
Awards/Rewards Expenses	5020601000	4,000,000.00	0.00	4,000,000.00	374,000.00	0.00	0.00	0.00	374,000.00	374,000.00	0.00	0.00	0.00	374,000.00	3,626,000.00	0.00	0.00
Awards/Rewards Expenses	5020601001	4,000,000.00	0.00	4,000,000.00	374,000.00	0.00	0.00	0.00	374,000.00	374,000.00	0.00	0.00	0.00	374,000.00	3,626,000.00	0.00	0.00
Confidential, Intelligence and Extraordinary Expenses	5021000000	300,000.00	0.00	300,000.00	0.00	0.00	0.00	0.00	0.00	0.00	0.00	0.00	0.00	0.00	300,000.00	0.00	0.00
Extraordinary and Miscellaneous Expenses	5021003000	300,000.00	0.00	300,000.00	0.00	0.00	0.00	0.00	0.00	0.00	0.00	0.00	0.00	0.00	300,000.00	0.00	0.00
Extraordinary and Miscellaneous Expenses	5021003000	300,000.00	0.00	300,000.00	0.00	0.00	0.00	0.00	0.00	0.00	0.00	0.00	0.00	0.00	300,000.00	0.00	0.00
Professional Services	5021100000	91,000,000.00	0.00	91,000,000.00	15,291,154.71	0.00	0.00	0.00	15,291,154.71	15,273,433.86	0.00	0.00	0.00	15,273,433.86	75,708,845.29	0.00	17,720.85
Consultancy Services	5021103000	1,000,000.00	0.00	1,000,000.00	4,896.00	0.00	0.00	0.00	4,896.00	0.00	0.00	0.00	0.00	0.00	995,104.00	0.00	4,896.00
Consultancy Services	5021103002	1,000,000.00	0.00	1,000,000.00	4,896.00	0.00	0.00	0.00	4,896.00	0.00	0.00	0.00	0.00	0.00	995,104.00	0.00	4,896.00
Other Professional Services	5021199000	90,000,000.00	0.00	90,000,000.00	15,286,258.71	0.00	0.00	0.00	15,286,258.71	15,273,433.86	0.00	0.00	0.00	15,273,433.86	74,713,741.29	0.00	12,824.85
Other Professional Services	5021199000	90,000,000.00	0.00	90,000,000.00	15,286,258.71	0.00	0.00	0.00	15,286,258.71	15,273,433.86	0.00	0.00	0.00	15,273,433.86	74,713,741.29	0.00	12,824.85
General Services	5021200000	14,500,000.00	0.00	14,500,000.00	875,914.94	0.00	0.00	0.00	875,914.94	875,914.94	0.00	0.00	0.00	875,914.94	13,624,085.06	0.00	0.00
Janitorial Services	5021202000	3,000,000.00	0.00	3,000,000.00	0.00	0.00	0.00	0.00	0.00	0.00	0.00	0.00	0.00	0.00	3,000,000.00	0.00	0.00
Janitorial Services	5021202000	3,000,000.00	0.00	3,000,000.00	0.00	0.00	0.00	0.00	0.00	0.00	0.00	0.00	0.00	0.00	3,000,000.00	0.00	0.00
Security Services	5021203000	3,500,000.00	0.00	3,500,000.00	0.00	0.00	0.00	0.00	0.00	0.00	0.00	0.00	0.00	0.00	3,500,000.00	0.00	0.00
Security Services	5021203000	3,500,000.00	0.00	3,500,000.00	0.00	0.00	0.00	0.00	0.00	0.00	0.00	0.00	0.00	0.00	3,500,000.00	0.00	0.00
Other General Services	5021299000	8,000,000.00	0.00	8,000,000.00	875,914.94	0.00	0.00	0.00	875,914.94	875,914.94	0.00	0.00	0.00	875,914.94	7,124,085.06	0.00	0.00

Department : State Universities and Colleges (SUCs)
 Agency/Entity : Don Honorio Ventura State University
 Operating Unit : < not applicable >
 Organization Code (UACS) : 08 031 0000000
 Fund Cluster : 05 Internally Generated Funds


(e.g. UACS Fund Cluster: 05-Internally Generated Funds and 06-Business Related Funds)

Particulars	UACS CODE	Approved Budget			Utilizations					Disbursements					Balances		
		Approved Budgeted Revenue	Adjustments (Reductions, Modifications/	Adjusted Budgeted Revenue	1st Quarter Ending March 31	2nd Quarter Ending June 30	3rd Quarter Ending Sept. 30	4th Quarter Ending Dec. 31	Total	1st Quarter Ending March 31	2nd Quarter Ending June 30	3rd Quarter Ending Sept. 30	4th Quarter Ending Dec. 31	TOTAL	Unused Budget	Due and Demandable	Not Yet Due and Demandable
1	2	3	4	5=([3+(-)4])	6	7	8	9	10=(6+7+8+9)	11	12	13	14	15=(11+12+13+14)	16=(5-10)	17	18
SUMMARY																	
A. AGENCY SPECIFIC BUDGET																	
Other General Services	5021299099	8,000,000.00	0.00	8,000,000.00	875,914.94	0.00	0.00	0.00	875,914.94	875,914.94	0.00	0.00	0.00	875,914.94	7,124,085.06	0.00	0.00
Repairs and Maintenance	5021300000	10,000,000.00	0.00	10,000,000.00	0.00	0.00	0.00	0.00	0.00	0.00	0.00	0.00	0.00	0.00	10,000,000.00	0.00	0.00
Repairs and Maintenance - Investment Property	5021301000	10,000,000.00	0.00	10,000,000.00	0.00	0.00	0.00	0.00	0.00	0.00	0.00	0.00	0.00	0.00	10,000,000.00	0.00	0.00
Repairs and Maintenance - Investment Property	5021301000	10,000,000.00	0.00	10,000,000.00	0.00	0.00	0.00	0.00	0.00	0.00	0.00	0.00	0.00	0.00	10,000,000.00	0.00	0.00
Taxes, Insurance Premiums and Other Fees	5021500000	14,500,000.00	0.00	14,500,000.00	1,508,658.80	0.00	0.00	0.00	1,508,658.80	1,508,658.80	0.00	0.00	0.00	1,508,658.80	12,991,341.20	0.00	0.00
Taxes, Duties and Licenses	5021501000	4,500,000.00	0.00	4,500,000.00	75,000.00	0.00	0.00	0.00	75,000.00	75,000.00	0.00	0.00	0.00	75,000.00	4,425,000.00	0.00	0.00
Taxes, Duties and Licenses	5021501001	4,500,000.00	0.00	4,500,000.00	75,000.00	0.00	0.00	0.00	75,000.00	75,000.00	0.00	0.00	0.00	75,000.00	4,425,000.00	0.00	0.00
Insurance Expenses	5021503000	10,000,000.00	0.00	10,000,000.00	1,433,658.80	0.00	0.00	0.00	1,433,658.80	1,433,658.80	0.00	0.00	0.00	1,433,658.80	8,566,341.20	0.00	0.00
Insurance Expenses	5021503000	10,000,000.00	0.00	10,000,000.00	1,433,658.80	0.00	0.00	0.00	1,433,658.80	1,433,658.80	0.00	0.00	0.00	1,433,658.80	8,566,341.20	0.00	0.00
Labor and Wages	5021600000	500,000.00	0.00	500,000.00	0.00	0.00	0.00	0.00	0.00	0.00	0.00	0.00	0.00	0.00	500,000.00	0.00	0.00
Labor and Wages	5021601000	500,000.00	0.00	500,000.00	0.00	0.00	0.00	0.00	0.00	0.00	0.00	0.00	0.00	0.00	500,000.00	0.00	0.00
Labor and Wages	5021601000	500,000.00	0.00	500,000.00	0.00	0.00	0.00	0.00	0.00	0.00	0.00	0.00	0.00	0.00	500,000.00	0.00	0.00
Other Maintenance and Operating Expenses	5029900000	43,000,000.00	0.00	43,000,000.00	0.00	0.00	0.00	0.00	0.00	0.00	0.00	0.00	0.00	0.00	43,000,000.00	0.00	0.00
Advertising Expenses	5029901000	500,000.00	0.00	500,000.00	0.00	0.00	0.00	0.00	0.00	0.00	0.00	0.00	0.00	0.00	500,000.00	0.00	0.00
Advertising Expenses	5029901000	500,000.00	0.00	500,000.00	0.00	0.00	0.00	0.00	0.00	0.00	0.00	0.00	0.00	0.00	500,000.00	0.00	0.00
Printing and Publication Expenses	5029902000	500,000.00	0.00	500,000.00	0.00	0.00	0.00	0.00	0.00	0.00	0.00	0.00	0.00	0.00	500,000.00	0.00	0.00
Printing and Publication Expenses	5029902000	500,000.00	0.00	500,000.00	0.00	0.00	0.00	0.00	0.00	0.00	0.00	0.00	0.00	0.00	500,000.00	0.00	0.00
Representation Expenses	5029903000	2,000,000.00	0.00	2,000,000.00	0.00	0.00	0.00	0.00	0.00	0.00	0.00	0.00	0.00	0.00	2,000,000.00	0.00	0.00
Representation Expenses	5029903000	2,000,000.00	0.00	2,000,000.00	0.00	0.00	0.00	0.00	0.00	0.00	0.00	0.00	0.00	0.00	2,000,000.00	0.00	0.00
Rent/Lease Expenses	5029905000	800,000.00	0.00	800,000.00	0.00	0.00	0.00	0.00	0.00	0.00	0.00	0.00	0.00	0.00	800,000.00	0.00	0.00
Rents - Equipment	5029905004	800,000.00	0.00	800,000.00	0.00	0.00	0.00	0.00	0.00	0.00	0.00	0.00	0.00	0.00	800,000.00	0.00	0.00
Membership Dues and Contributions to Organizations	5029906000	2,700,000.00	0.00	2,700,000.00	0.00	0.00	0.00	0.00	0.00	0.00	0.00	0.00	0.00	0.00	2,700,000.00	0.00	0.00
Membership Dues and Contributions to Organizations	5029906000	2,700,000.00	0.00	2,700,000.00	0.00	0.00	0.00	0.00	0.00	0.00	0.00	0.00	0.00	0.00	2,700,000.00	0.00	0.00
Subscription Expenses	5029907000	32,000,000.00	0.00	32,000,000.00	0.00	0.00	0.00	0.00	0.00	0.00	0.00	0.00	0.00	0.00	32,000,000.00	0.00	0.00
Other Subscription Expenses	5029907099	32,000,000.00	0.00	32,000,000.00	0.00	0.00	0.00	0.00	0.00	0.00	0.00	0.00	0.00	0.00	32,000,000.00	0.00	0.00
Other Maintenance and Operating Expenses	5029999000	4,500,000.00	0.00	4,500,000.00	0.00	0.00	0.00	0.00	0.00	0.00	0.00	0.00	0.00	0.00	4,500,000.00	0.00	0.00
Other Maintenance and Operating Expenses	5029999000	4,500,000.00	0.00	4,500,000.00	0.00	0.00	0.00	0.00	0.00	0.00	0.00	0.00	0.00	0.00	4,500,000.00	0.00	0.00
Capital Outlays		557,133,171.74	0.00	557,133,171.74	97,941,913.54	0.00	0.00	0.00	97,941,913.54	3,891,820.99	0.00	0.00	0.00	3,891,820.99	459,191,258.20	0.00	94,050,092.55
Property, Plant and Equipment Outlay	5060400000	552,133,171.74	0.00	552,133,171.74	97,941,913.54	0.00	0.00	0.00	97,941,913.54	3,891,820.99	0.00	0.00	0.00	3,891,820.99	454,191,258.20	0.00	94,050,092.55
Land Outlay	5060401000	40,000,000.00	0.00	40,000,000.00	0.00	0.00	0.00	0.00	0.00	0.00	0.00	0.00	0.00	0.00	40,000,000.00	0.00	0.00

Department : State Universities and Colleges (SUCs)
 Agency/Entity : Don Honorio Ventura State University
 Operating Unit : < not applicable >
 Organization Code (UACS) : 08 031 0000000
 Fund Cluster : 05 Internally Generated Funds
 (e.g. UACS Fund Cluster: 05-Internally Generated Funds and 06-Business Related Funds)

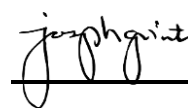
Particulars	UACS CODE	Approved Budget			Utilizations					Disbursements				Balances			
		Approved Budgeted Revenue	Adjustments (Reductions, Modifications/	Adjusted Budgeted Revenue	1st Quarter Ending March 31	2nd Quarter Ending June 30	3rd Quarter Ending Sept. 30	4th Quarter Ending Dec. 31	Total	1st Quarter Ending March 31	2nd Quarter Ending June 30	3rd Quarter Ending Sept. 30	4th Quarter Ending Dec. 31	TOTAL	Unutilized Budget	Unpaid Obligations	
1	2	3	4	5=[(3+(-)4)]	6	7	8	9	10=(6+7+8+9)	11	12	13	14	15=(11+12+13+14)	16=(5-10)	17	18
SUMMARY																	
A. AGENCY SPECIFIC BUDGET																	
Land	5060401001	40,000,000.00	0.00	40,000,000.00	0.00	0.00	0.00	0.00	0.00	0.00	0.00	0.00	0.00	0.00	40,000,000.00	0.00	0.00
Buildings and Other Structures	5060404000	249,962,200.00	0.00	249,962,200.00	67,879,307.04	0.00	0.00	0.00	67,879,307.04	3,865,820.99	0.00	0.00	0.00	3,865,820.99	182,082,892.96	0.00	64,013,486.05
Buildings	5060404001	30,800,000.00	0.00	30,800,000.00	0.00	0.00	0.00	0.00	0.00	0.00	0.00	0.00	0.00	0.00	30,800,000.00	0.00	0.00
School Buildings	5060404002	104,000,000.00	0.00	104,000,000.00	45,590,012.00	0.00	0.00	0.00	45,590,012.00	0.00	0.00	0.00	0.00	0.00	58,409,988.00	0.00	45,590,012.00
Hospitals and Health Centers	5060404003	350,000.00	0.00	350,000.00	347,591.05	0.00	0.00	0.00	347,591.05	347,591.05	0.00	0.00	0.00	347,591.05	2,408.95	0.00	0.00
Other Structures	5060404099	114,812,200.00	0.00	114,812,200.00	21,941,703.99	0.00	0.00	0.00	21,941,703.99	3,518,229.94	0.00	0.00	0.00	3,518,229.94	92,870,496.01	0.00	18,423,474.05
Machinery and Equipment Outlay	5060405000	241,500,000.00	0.00	241,500,000.00	29,983,506.50	0.00	0.00	0.00	29,983,506.50	0.00	0.00	0.00	0.00	0.00	211,516,493.50	0.00	29,983,506.50
Machinery	5060405001	27,000,000.00	0.00	27,000,000.00	0.00	0.00	0.00	0.00	0.00	0.00	0.00	0.00	0.00	0.00	27,000,000.00	0.00	0.00
Office Equipment	5060405002	5,000,000.00	0.00	5,000,000.00	0.00	0.00	0.00	0.00	0.00	0.00	0.00	0.00	0.00	0.00	5,000,000.00	0.00	0.00
Information and Communication Technology Equipment	5060405003	75,000,000.00	0.00	75,000,000.00	442,890.00	0.00	0.00	0.00	442,890.00	0.00	0.00	0.00	0.00	0.00	74,557,110.00	0.00	442,890.00
Technical and Scientific Equipment	5060405014	124,500,000.00	0.00	124,500,000.00	24,295,616.50	0.00	0.00	0.00	24,295,616.50	0.00	0.00	0.00	0.00	0.00	100,204,383.50	0.00	24,295,616.50
Other Machinery and Equipment	5060405099	10,000,000.00	0.00	10,000,000.00	5,245,000.00	0.00	0.00	0.00	5,245,000.00	0.00	0.00	0.00	0.00	0.00	4,755,000.00	0.00	5,245,000.00
Transportation Equipment Outlay	5060406000	1,800,000.00	0.00	1,800,000.00	0.00	0.00	0.00	0.00	0.00	0.00	0.00	0.00	0.00	0.00	1,800,000.00	0.00	0.00
Motor Vehicles	5060406001	1,800,000.00	0.00	1,800,000.00	0.00	0.00	0.00	0.00	0.00	0.00	0.00	0.00	0.00	0.00	1,800,000.00	0.00	0.00
Furniture, Fixtures and Books Outlay	5060407000	18,870,971.74	0.00	18,870,971.74	79,100.00	0.00	0.00	0.00	79,100.00	26,000.00	0.00	0.00	0.00	26,000.00	18,791,871.74	0.00	53,100.00
Furniture and Fixtures	5060407001	13,870,971.74	0.00	13,870,971.74	79,100.00	0.00	0.00	0.00	79,100.00	26,000.00	0.00	0.00	0.00	26,000.00	13,791,871.74	0.00	53,100.00
Books	5060407002	5,000,000.00	0.00	5,000,000.00	0.00	0.00	0.00	0.00	0.00	0.00	0.00	0.00	0.00	0.00	5,000,000.00	0.00	0.00
Intangible Assets Outlay	5060600000	5,000,000.00	0.00	5,000,000.00	0.00	0.00	0.00	0.00	0.00	0.00	0.00	0.00	0.00	0.00	5,000,000.00	0.00	0.00
Computer Software	5060602000	5,000,000.00	0.00	5,000,000.00	0.00	0.00	0.00	0.00	0.00	0.00	0.00	0.00	0.00	0.00	5,000,000.00	0.00	0.00
Computer Software	5060602000	5,000,000.00	0.00	5,000,000.00	0.00	0.00	0.00	0.00	0.00	0.00	0.00	0.00	0.00	0.00	5,000,000.00	0.00	0.00
GRAND TOTAL		928,684,371.74	0.00	928,684,371.74	132,358,610.02	0.00	0.00	0.00	132,358,610.02	34,612,239.85	0.00	0.00	0.00	34,612,239.85	796,325,761.72	0.00	97,746,370.17

Certified Correct:



Date:

Certified Correct:




Date:

Recommending Approval:



Date:

Approved By:



Date: